

Scaled data based on original data using  
LM-79-08 Approved Method: Electrical and Photometric Measurements of Solid-  
State Lighting Products

Test Report Prepared for  
Cooper Lighting Solutions  
(formerly Eaton)

Brand: McGRAW-EDISON

Report Number: P821315

Luminaire Tested: **TT-D1-830-12VDC-5WQ-PM**

Issue Date: 2/18/2020



**Test Information**

Test Method: LM-79-08  
Report Number: P821315  
TEST IS SCALED FROM IESNA LM-79-08 TEST DATA (G3-1908-473-14)  
Test Lab: INNOVATIONS CENTER  
Issue Date: 2/18/2020  
Manufacturer: COOPER LIGHTING SOLUTIONS (FORMERLY EATON)  
Product Line: MCGRAW-EDISON  
Catalog Number: TT-D1-830-12VDC-5WQ-PM  
Description: TOPTIER LED SITE LUMINAIRE  
3000K, 80 CRI LEDS AND WIDE DISTRIBUTION  
Light Source: -  
Ballast/Driver: ELECTRONIC DRIVER

**Summary**

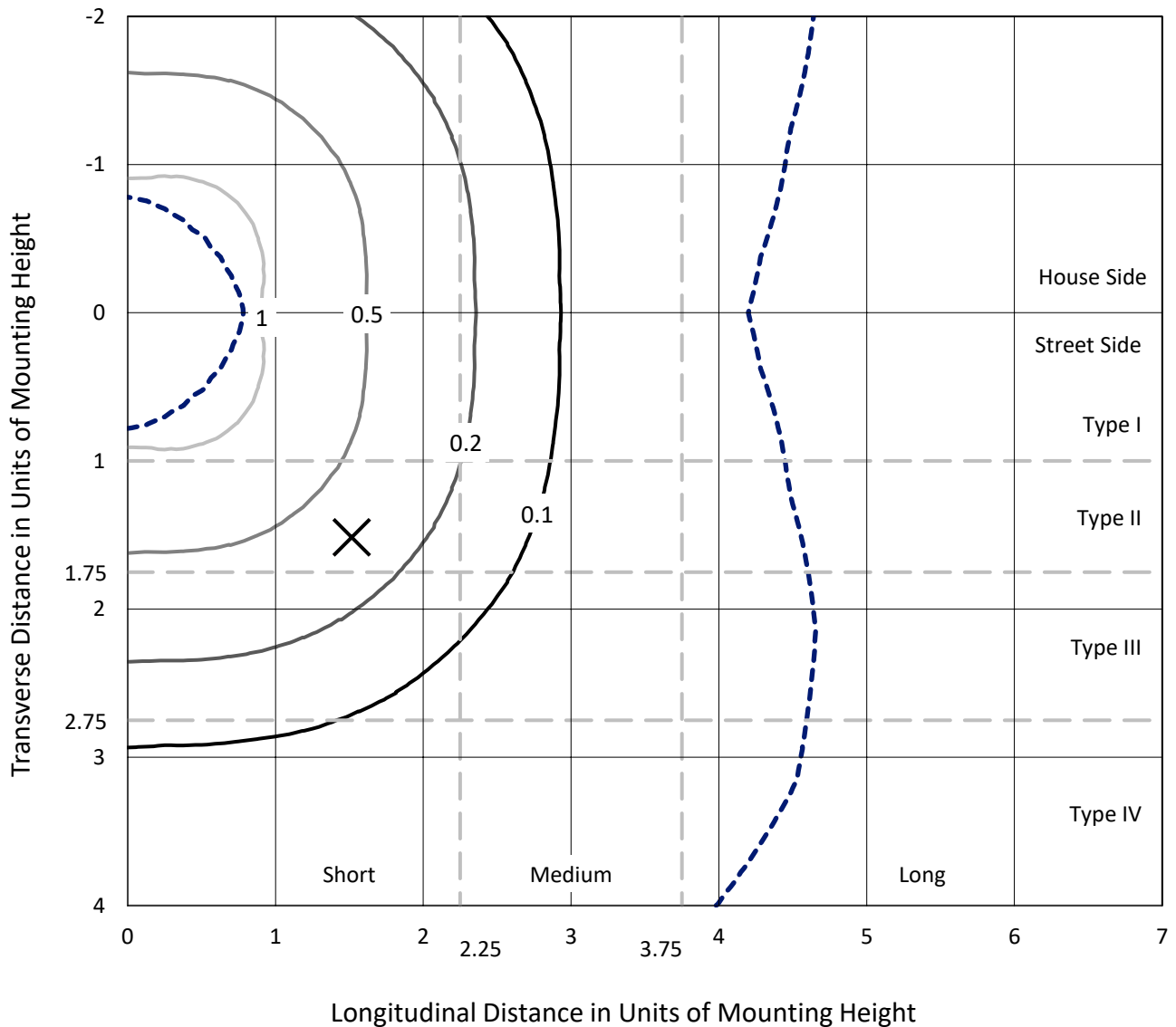
Lumens per Lamp: N/A  
Luminaire Lumens: 3449 lumens  
Efficiency: N/A  
Efficacy: 123.2 lumens/watt  
Luminous Opening: Circular (Dia: 1.12' x H: 0')  
IES Classification: Type V - Short  
BUG Rating: B2 - U0 - G1

Input Watts (W): 28  
Input Voltage (V): NR  
Input Current (A<sub>in</sub>): NR  
Voltage Rise (V): NR  
Power Factor: NR  
Total Harmonic Distortion (THDi): NR  
Frequency (hertz): 60  
Stabilization Time: NR  
Operation Time: NR  
Ambient Temperature (°C): NR  
Test Distance: 25 FT

REPORT NUMBER: P821315  
 CATALOG NUMBER: TT-D1-830-12VDC-5WQ-PM

### Iso-Footcandle Lines of Horizontal Illumination

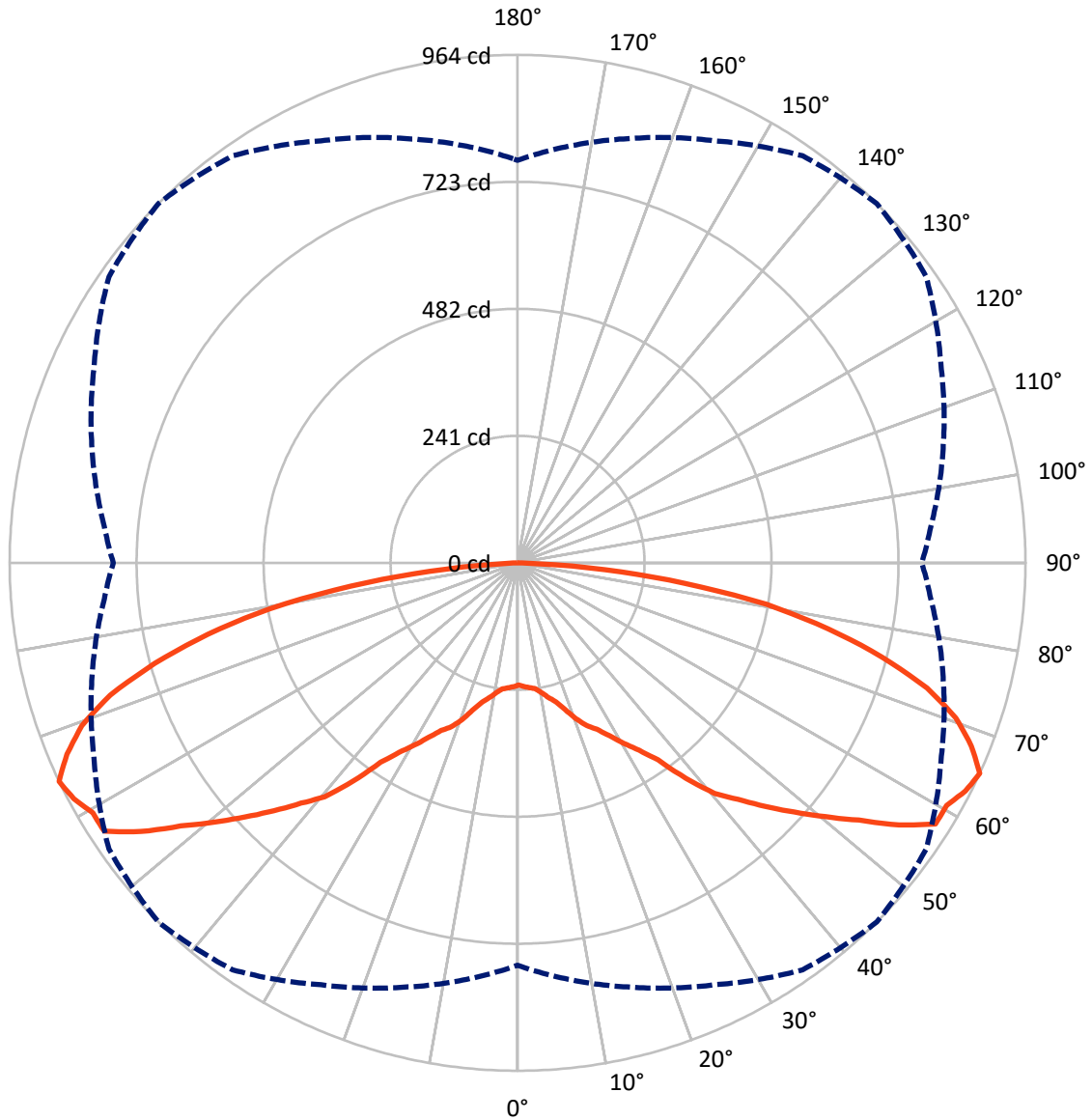
✕ Max cd  
 - - - 1/2 Max cd



Based on 15 foot mounting height. Maximum calculated value = 1.2 fc  
 Type V - Short - N/A

REPORT NUMBER: P821315  
CATALOG NUMBER: TT-D1-830-12VDC-5WQ-PM

### Luminous Intensity Polar Plot



— Vertical Plane Through 45-Deg Lateral      - - - Horizontal Cone Through 65-Deg Vertical

REPORT NUMBER: P821315  
 CATALOG NUMBER: TT-D1-830-12VDC-5WQ-PM

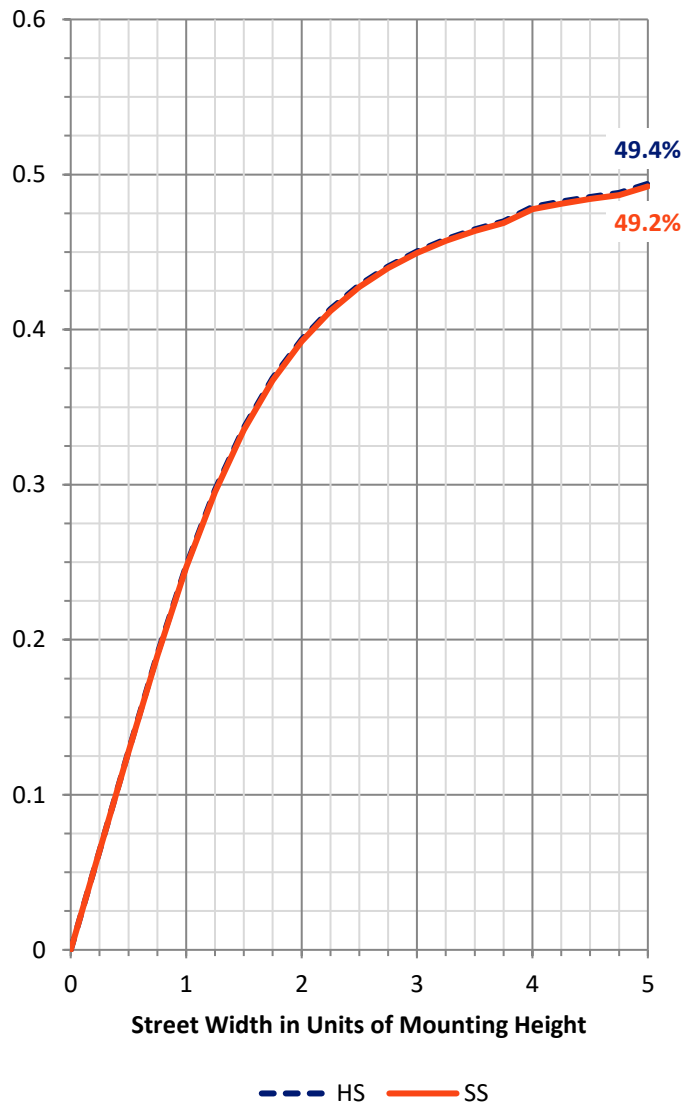
**FLUX DISTRIBUTION:**

		Downward	Upward	Total
<b>House Side</b>	Lumens	1724.5	0.0	1724.5
	% Fixture	50.0	0.0	50.0
<b>Street Side</b>	Lumens	1724.5	0.0	1724.5
	% Fixture	50.0	0.0	50.0
<b>Total</b>	Lumens	3449.0	0.0	3449.0
	% Fixture	100.0	0.0	100.0

**Coefficient of Utilization**

**ZONAL LUMENS:**

Zone	Lumens	% Fixture
0°-10°	23.1	0.7
10°-20°	79.6	2.3
20°-30°	163.5	4.7
30°-40°	290.4	8.4
40°-50°	489.6	14.2
50°-60°	722.2	20.9
60°-70°	847.6	24.6
70°-80°	660.3	19.1
80°-90°	172.6	5.0
90°-100°	0.0	0.0
100°-110°	0.0	0.0
110°-120°	0.0	0.0
120°-130°	0.0	0.0
130°-140°	0.0	0.0
140°-150°	0.0	0.0
150°-160°	0.0	0.0
160°-170°	0.0	0.0
170°-180°	0.0	0.0
0°-90°	3449.0	100.0
0°-180°	3449.0	100.0

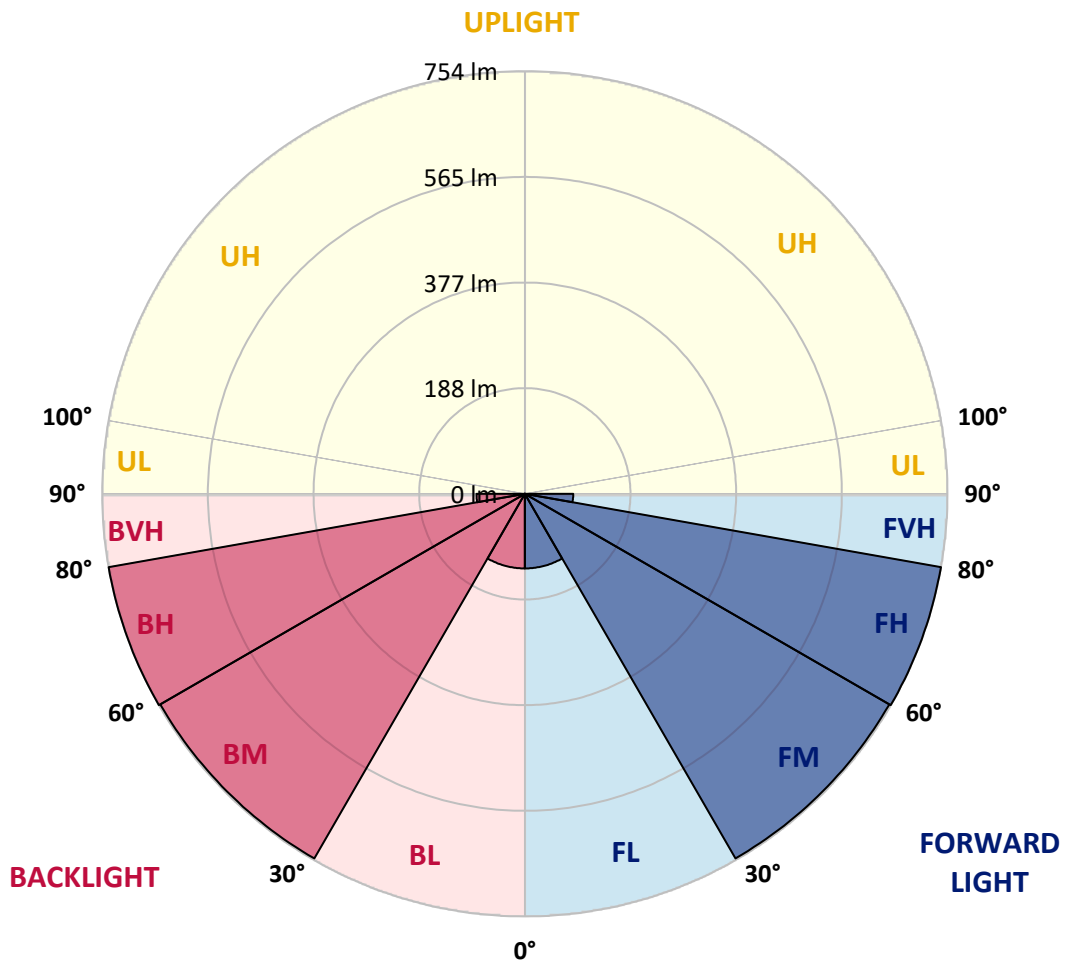


REPORT NUMBER: P821315  
 CATALOG NUMBER: TT-D1-830-12VDC-5WQ-PM

**LUMINAIRE CLASSIFICATION SYSTEM LUMEN TABLE AND BUG RATING:**

Zone	Lumens	% Fixture	Zone Rating/Lumen Limit		
			B	U	G
FL (0°-30°)	133.1	3.9			
FM (30°-60°)	751.1	21.8			
FH (60°-80°)	754.0	21.9			G1/1800
FVH (80°-90°)	86.3	2.5			G1/100
BL (0°-30°)	133.1	3.9	B1/500		
BM (30°-60°)	751.1	21.8	B1/1000		
BH (60°-80°)	754.0	21.9	B2/1000		G1/1800
BVH (80°-90°)	86.3	2.5			G1/100
UL (90°-100°)	0.0	0.0		U0/0	
UH (100°-180°)	0.0	0.0		U0/0	

**BUG Rating: B2-U0-G1**  
 Type V Short





REPORT NUMBER: P821315

CATALOG NUMBER: TT-D1-830-12VDC-5WQ-PM

**CANDELA DISTRIBUTION (FULL):**

	0°	5°	15°	25°	35°	45°	55°	65°	75°	85°	90°
0°	232.1	232.1	232.1	232.1	232.1	232.1	232.1	232.1	232.1	232.1	232.1
2.5°	235.9	235.9	235.9	235.4	235.4	235.4	235.4	235.9	235.9	235.9	235.9
5°	241.3	241.3	240.3	239.2	238.1	238.1	238.6	239.2	239.7	240.8	240.8
7.5°	244.6	244.6	244.1	243.0	241.3	241.3	241.9	243.0	243.5	243.5	243.0
10°	248.9	249.5	251.1	251.7	250.6	250.6	251.1	251.7	250.6	248.9	248.9
12.5°	259.2	259.8	262.0	263.6	263.6	262.5	263.0	264.1	261.4	258.7	259.2
15°	273.9	273.9	274.4	276.1	275.0	273.9	275.0	275.5	273.9	273.3	274.4
17.5°	293.4	293.4	290.2	292.9	293.4	292.9	294.0	291.2	289.6	291.8	292.9
20°	314.6	312.4	310.8	312.9	317.3	315.7	317.8	311.9	310.2	311.3	311.9
22.5°	328.1	329.8	330.8	331.9	337.9	335.7	337.9	331.4	330.3	328.1	326.5
25°	344.4	346.0	352.5	349.3	353.1	349.8	352.5	348.7	350.9	344.4	344.4
27.5°	362.8	366.1	369.9	368.3	373.1	371.5	373.1	367.7	368.3	365.5	364.5
30°	387.8	387.8	386.7	390.0	398.6	397.5	398.1	391.0	386.2	386.7	388.9
32.5°	412.7	409.5	411.1	420.9	426.3	424.1	425.2	422.0	411.1	408.9	410.6
35°	436.1	440.9	444.7	452.9	460.5	459.4	458.8	453.4	446.4	437.7	435.0
37.5°	472.4	477.8	488.1	502.8	516.3	519.0	512.0	504.9	488.7	476.2	469.7
40°	520.1	520.7	532.6	560.8	573.3	575.4	571.6	559.7	534.8	520.7	520.1
42.5°	561.9	558.1	577.6	601.5	612.9	613.9	611.2	601.5	577.6	557.5	561.3
45°	594.4	594.4	617.7	636.7	655.2	659.5	654.6	634.0	618.3	595.0	593.3
47.5°	624.3	632.4	651.9	675.2	701.3	707.2	701.3	676.9	650.3	632.9	623.7
50°	660.0	669.8	683.9	720.2	749.5	757.7	749.0	722.4	683.9	669.3	663.8
52.5°	701.8	709.9	732.2	777.7	799.4	811.4	804.3	778.8	733.3	711.0	706.7
55°	751.7	744.1	778.8	822.8	862.9	878.6	864.5	823.8	784.2	744.1	751.7
57.5°	777.2	768.5	817.3	859.1	915.0	935.6	918.2	862.3	817.3	771.2	776.7
60°	779.4	783.2	820.0	888.4	926.9	935.6	930.1	893.3	821.7	786.4	776.1
62.5°	772.9	796.2	827.6	898.1	932.9	954.0	935.6	899.2	830.9	800.0	773.4
65°	764.2	787.5	834.1	884.0	943.2	964.3	947.0	886.8	836.3	787.5	767.4
67.5°	749.0	740.9	798.3	865.1	916.6	929.1	918.2	866.1	797.8	739.8	750.6
70°	700.7	693.7	743.0	816.2	865.6	883.0	869.9	817.3	744.1	695.3	701.8
72.5°	629.1	631.3	679.0	749.0	802.1	813.0	805.9	748.5	681.7	634.0	625.3
75°	545.6	551.0	596.6	660.0	708.3	714.8	707.8	662.8	596.0	554.3	542.9
77.5°	448.5	456.7	493.5	557.0	589.0	603.6	592.3	558.6	496.3	458.8	447.4
80°	347.7	350.4	376.4	427.4	469.7	479.4	468.6	429.0	379.6	351.4	343.3
82.5°	227.8	232.1	255.4	294.5	322.2	319.4	322.2	291.2	258.2	231.0	217.5
85°	101.4	110.1	125.8	144.3	162.2	167.0	162.2	146.4	125.8	107.9	105.8
87.5°	7.1	8.1	9.8	10.3	11.4	8.7	8.7	8.7	7.6	8.7	7.1
90°	0.0	0.0	0.0	0.0	0.0	0.0	0.0	0.0	0.0	0.0	0.0

(END OF REPORT)